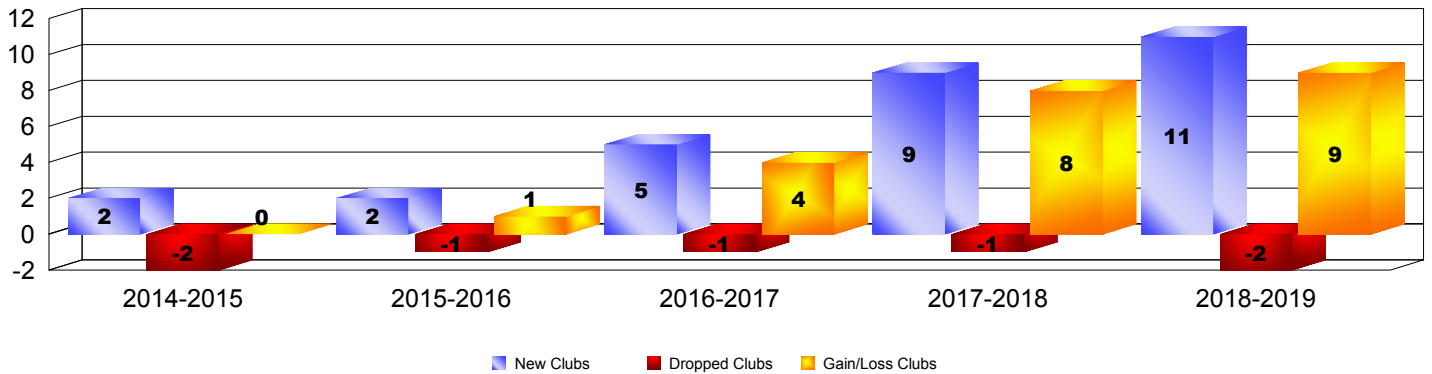
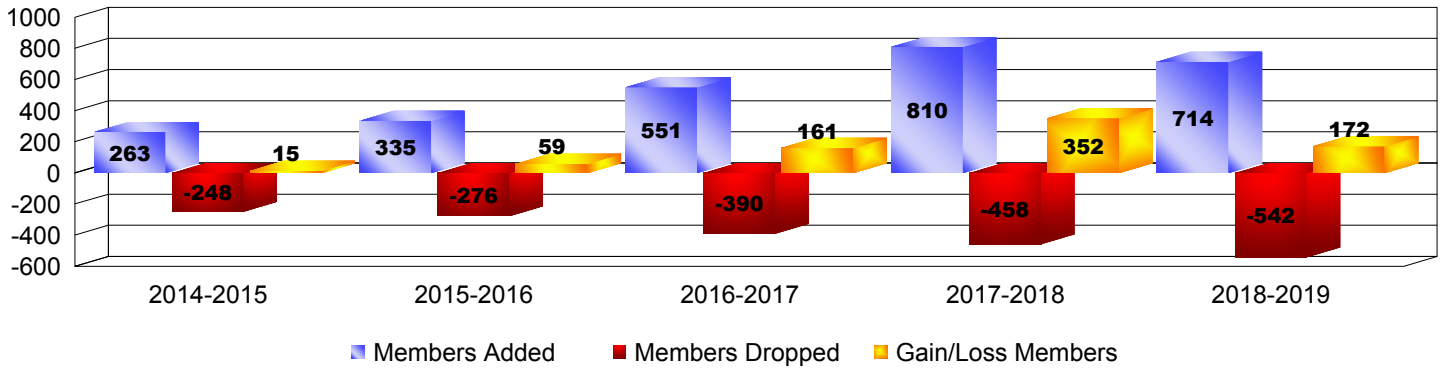


Year	New Clubs	Dropped Clubs	Gain/Loss Clubs	New Members	Charter Members	Reinstate Members	Transfer Members	Total Member Added	Total Members Dropped	Gain/Loss Members
2014-2015	2	-2	0	172	64	24	3	263	-248	15
2015-2016	2	-1	1	257	46	24	8	335	-276	59
2016-2017	5	-1	4	307	152	89	3	551	-390	161
2017-2018	9	-1	8	533	240	22	15	810	-458	352
2018-2019	11	-2	9	261	413	34	6	714	-542	172
Average	6	-1	4	306	183	39	7	535	-383	152

Clubs




Members



Membership Composition

June 2019 Cumulative



Gender Comparison

June 2019 Cumulative

